



Handwriting practice grid for the letter 'a'. The grid consists of 10 rows. The first row shows the lowercase letter 'a' written on a set of four horizontal lines (top, middle, bottom, and descender). The following rows show the letter 'a' written on the middle and bottom lines, with a small blue dot indicating the starting point for the stroke. The letters are written in a simple, rounded style.



a, a, a, A, A



A a V a d p o q A U N M a d o c

renard - lapin - MALADE - SALADE - LILAS

ananas - canard - salade - lavé - Léa



i, i, I



I L I F H j k j j j i u i j i l i h

vie - visse - VIS - VIRE - vite - vise - lilas

Il a pris mon parapluie



o, o, O, O



O Q C D O Q a o d e d o q o a

moto - CHOCOLAT - COQ - domino

Je dévore ma tomate

é, é, É,

É F È L E E L o é è ë ê è e é ë ê

mémé - pépé - CLÉ - BÉBÉ - dé - élève

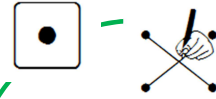
Un écureuil est monté sur mon épaule

u, u, U, U

c u d v U V W n u v m m u n v

bulle - pluie - FUMÉE - GRUE - lune - ou

Une prune a disparu.



A ●

a ●

i ●

u ●

é ●

h ●

I ●

o ●

U ●

É ●

a ●

I ●

O ●

u ●

É ●

a ●

i ●









O ●

U ●





é ●











 dans le bon rond.


			
o o o	o o o	o o o	o o o
			
o o	o o o o	o o	o o o o



 dans le bon rond.

			
a o	o o	o o	o o o
			
o o o	o o o o	o o	o o









 dans le bon rond.


			
i o o	o o o	o o	o o
			
o o o	o o	o o	o o o o

 dans le bon rond.


			
u o	o o	o o	o o o
			
o o	o o	o o	o o o

 dans le bon rond.

			
e o o	o o o	o o o	o o o
			
o o	o o	o o o o	o o




Tracing practice for the vowels a, é, i, o, u, y. The first row shows the letters written in cursive on a grid. The second row shows the starting dots for each letter on a horizontal line.



a	a	o	a	o	o	a	o	a	a	o	a
u	i	u	i	u	a	i	u				
é	e	é	è	e	é	è	e	é	e	é	
	é	e	è	e	è	é	è	e	é	è	



Tracing practice for the vowels é, a, i, o, u. The first row shows the letters written in cursive. The second row shows illustrations of a person with a sword, a bicycle, a rocket, and a tulip, each with three circles below it for coloring.



Large tracing activity with a maze of cursive letters. Below the maze is a color key for the letters:

a	o	e	e	i	i	o	o	u	u	y	y
A	A	E	É	I	J	O	O	U	U	Y	Y
Orange	Green	Blue	Brown	Red	Black						



0

1

3

4

=

+

A large grid of writing lines for practicing numbers and symbols.



compte



Three horizontal lines for writing below the first duck illustration.

Three horizontal lines for writing below the second duck illustration.

Three horizontal lines for writing below the third duck illustration.

Three horizontal lines for writing below the fourth duck illustration.



compte



.....



.....



.....



.....



.....



.....



.....



.....



.....



3 

1 

2 

4 

A large grid of writing lines for practicing counting and writing numbers.



$1 + 1 = \dots\dots$



$1 + 2 = \dots\dots$



$3 - 1 = \dots\dots$



$3 - 2 = \dots\dots$



$2 - 1 = \dots$      $2 + 1 = \dots$      $3 + 0 = \dots$

$2 - 2 = \dots$      $0 + 2 = \dots$      $1 - 1 = \dots$

$1 + 1 = \dots$      $3 - 3 = \dots$      $1 + 2 = \dots$

Prénom: .....

Colorie les jours du plan au fur et à mesure :

1

① ② ③ ④

⑤ ⑥ ⑦ ⑧