

Mon fichier
de numération n°1





Les nombres de 0 à 10



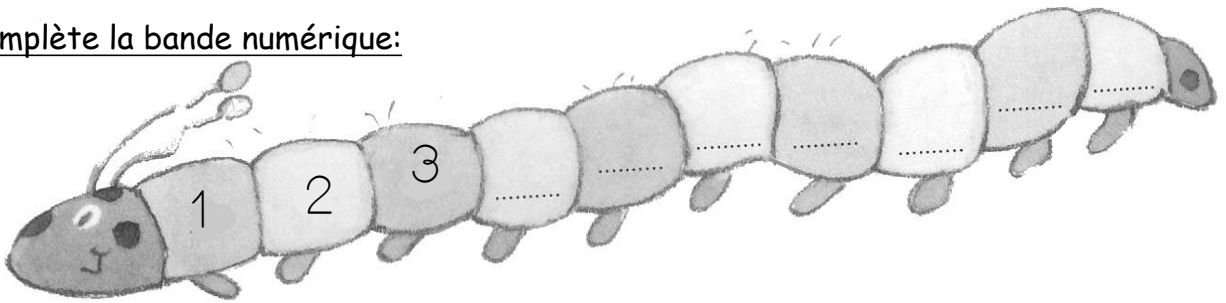
Nombres et quantités : de 0 à 10



1 Complète avec le bon nombre :

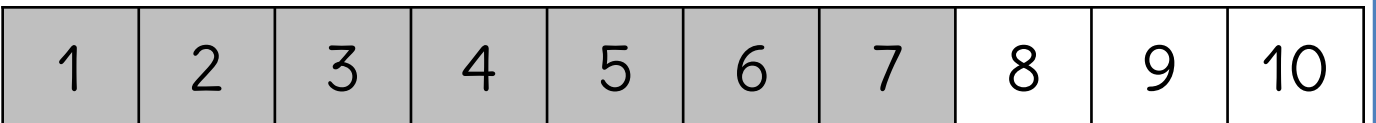
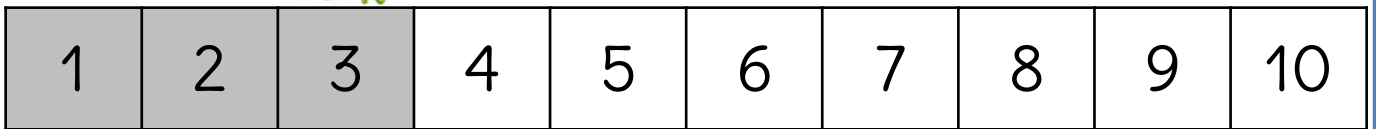



2 Complète la bande numérique:



Nombres et quantités : de 0 à 10

1 Fais avancer ou reculer la grenouille. Fais les flèches pour les bonds et colorie la case d'arrivée.




Nombres et quantités : de 0 à 10




1 Ecris les nombres sur la droite graduée :




2 Dessine des fleurs




5



2



4







3


Nombres et quantités : de 0 à 10



1 Complète avec le bon nombre :



2 Complète la bande numérique:




Nombres et quantités: de 0 à 10



1 Relie

1	2	3	4	5


2 Complète



Nombres et quantités: de 0 à 10



1 Compte



Nombres et quantités : de 0 à 10

3



15

1 Complète avec $<$, $>$ ou $=$:

6 8

5 9

4 7

10 8

3 5

7 9

2 Ecris les nombres dans l'ordre croissant, du plus petit au plus grand:

8 - 4 - 6

7 - 6 - 4

Three empty rounded rectangular boxes for writing the numbers 8, 4, and 6 in ascending order.

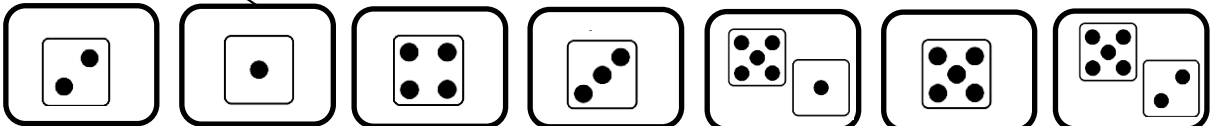
Three empty rounded rectangular boxes for writing the numbers 7, 6, and 4 in ascending order.

Nombres et quantités: de 0 à 10







1 Relie

1 2 3 4 5 6 7



2 Dessine des fleurs



6

8

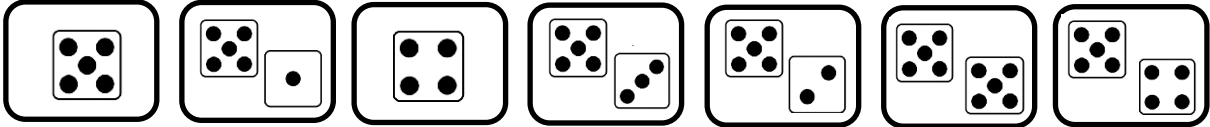
4

7

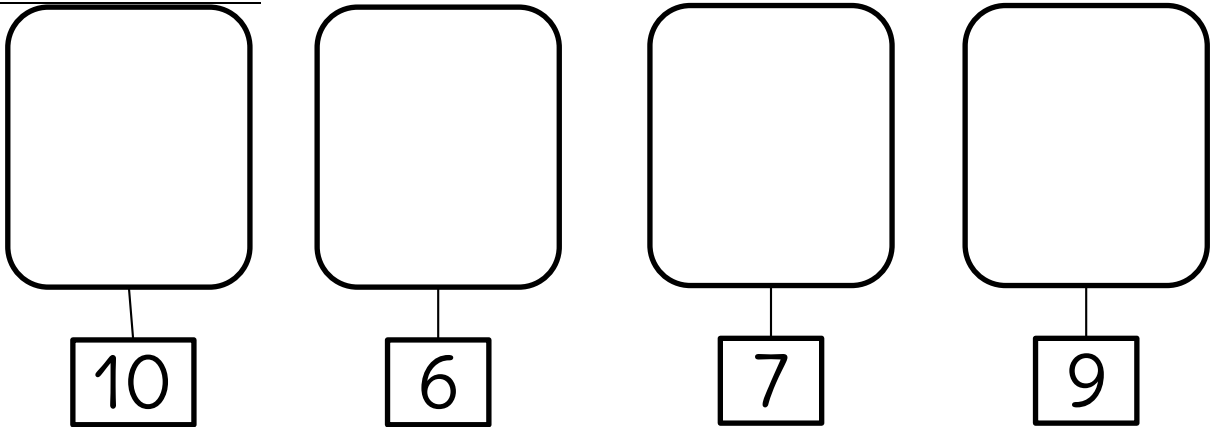
Nombres et quantités: de 0 à 10



1 Relie

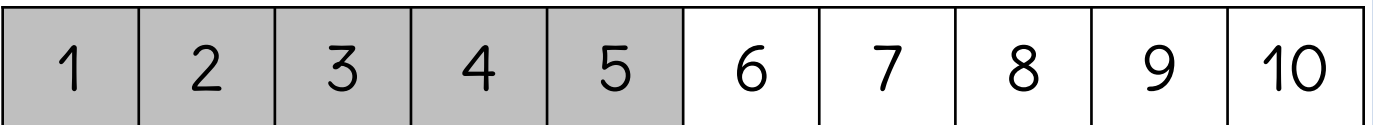
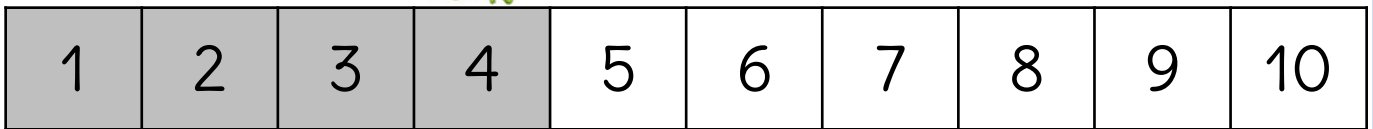



2 Dessine des fleurs



Nombres et quantités : de 0 à 10






1 Fais avancer ou reculer la grenouille. Fais les flèches pour les bonds et colorie la case d'arrivée.



Nombres et quantités: de 0 à 10



1 Compte



Nombres et quantités: de 0 à 10



1 Relie

4

8






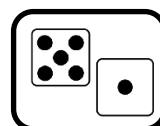

5

6


10

9


7




2 Dessine des fleurs




7



9



6



8

Nombres et quantités: de 0 à 10



1 Relie

1 2 3 4 5

Hand gesture 1: one finger up
Hand gesture 2: two fingers up
Hand gesture 3: thumb up
Hand gesture 4: four fingers up
Hand gesture 5: five fingers up

2 Dessine des fleurs

5 2 4 3

Nombres et quantités : de 0 à 10



1 Colorie en suivant le code couleur :

0 rouge	10 candles
1 violet	10 candles
2 noir	10 candles
3 orange	10 candles
4 jaune	10 candles
5 gris	10 candles
6 bleu	10 candles
7 vert	10 candles
8 marron	10 candles
9 rose	10 candles

A large illustration of a birthday cake with many lit candles. The cake is divided into many irregular sections. A legend on the left lists numbers 0 to 9 with corresponding colors: 0 rouge, 1 violet, 2 noir, 3 orange, 4 jaune, 5 gris, 6 bleu, 7 vert, 8 marron, 9 rose. The task is to color the sections of the cake according to the number of candles in each section.


Nombres et quantités: de 0 à 10




1 Relie




2 Dessine des fleurs




6



8



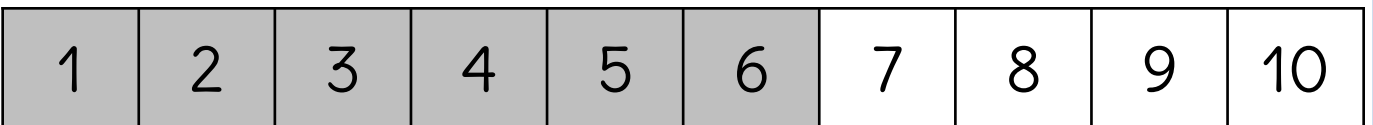
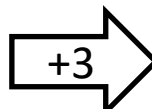
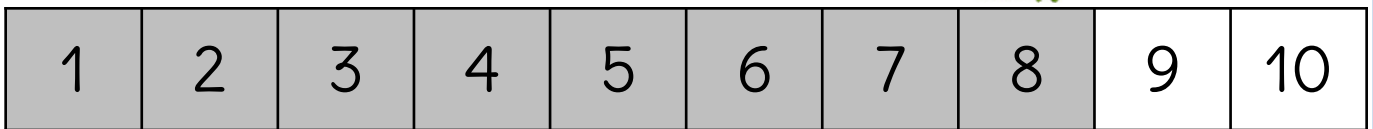
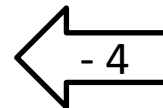
4



7

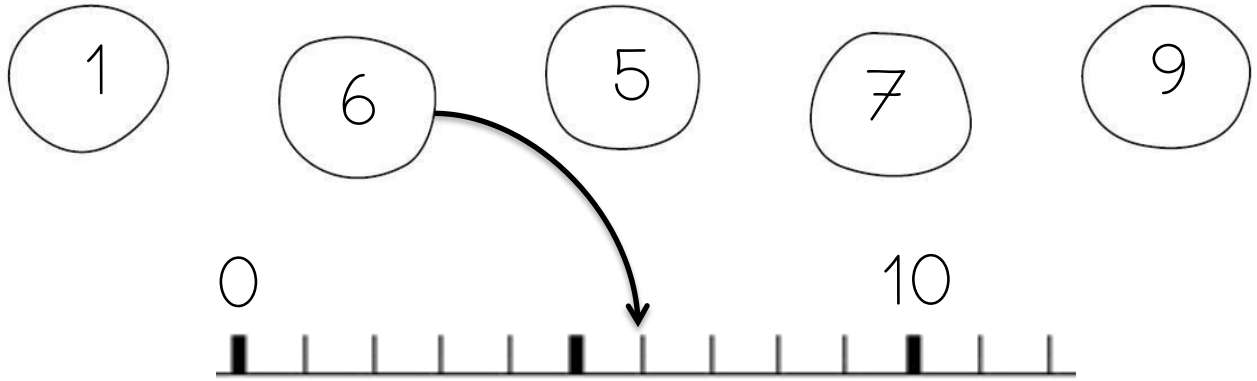
Nombres et quantités : de 0 à 10

1 Fais avancer ou reculer la grenouille. Fais les flèches pour les bonds et colorie la case d'arrivée.



Nombres et quantités: de 0 à 10

1 Relie les nombres à leur place sur la droite graduée








2 Dessine des fleurs

10	6	7	9

Nombres et quantités: de 0 à 10

1 Compte



Nombres et quantités : de 0 à 10

3



15

1 Complète avec $<$, $>$ ou $=$:

2

.....

8

1

.....

9

6

.....

3

9

.....

8

7

.....

5

7

.....

6

2 Ecris les nombres dans l'ordre croissant, du plus petit au plus grand:

5

-

7

-

1

2

-

8

-

5

Nombres et quantités: de 0 à 10

1 Relie

4

8

5

6

10

9

7



2 Dessine des fleurs

7

9

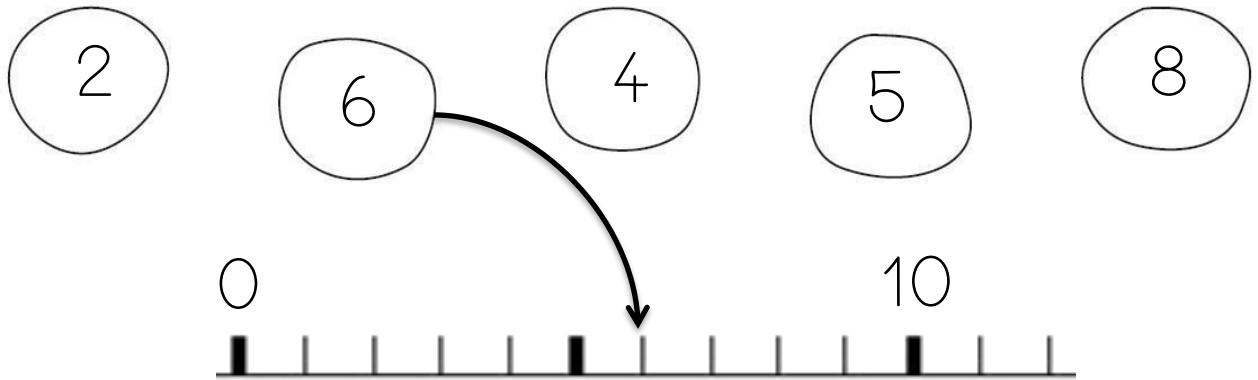
6

8


Nombres et quantités : de 0 à 10



1 Relie les nombres à leur place sur la droite graduée



2 Complète



Nombres et quantités : de 0 à 10



1 Complète avec <, > ou =:

$2 + 1$ 8

$4 + 1$ 9

$2 + 6$ 3

9 $4 + 3$

7 $5 + 1$

$1 + 7$ 6

2 Relie

