



# Les formes planes

Décrire les formes. Tracer.

Géométrie

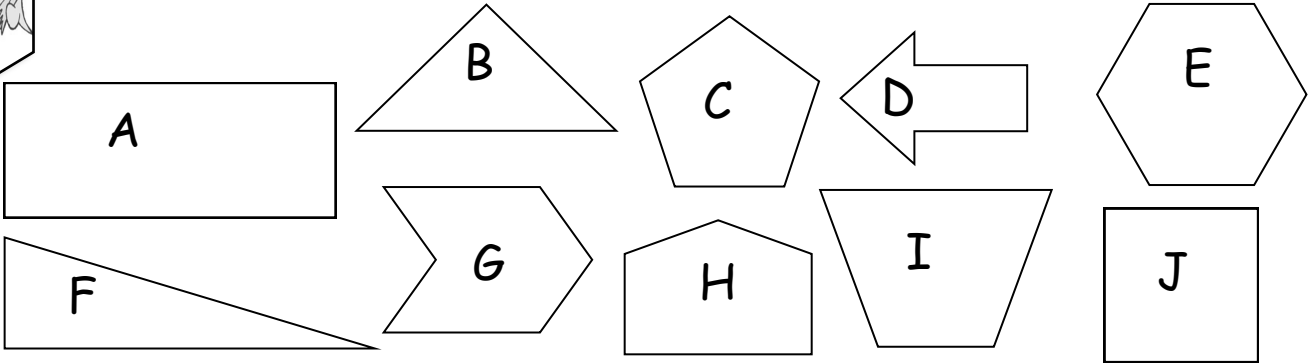
Fiche n°

lundi mardi mercredi jeudi vendredi samedi dimanche



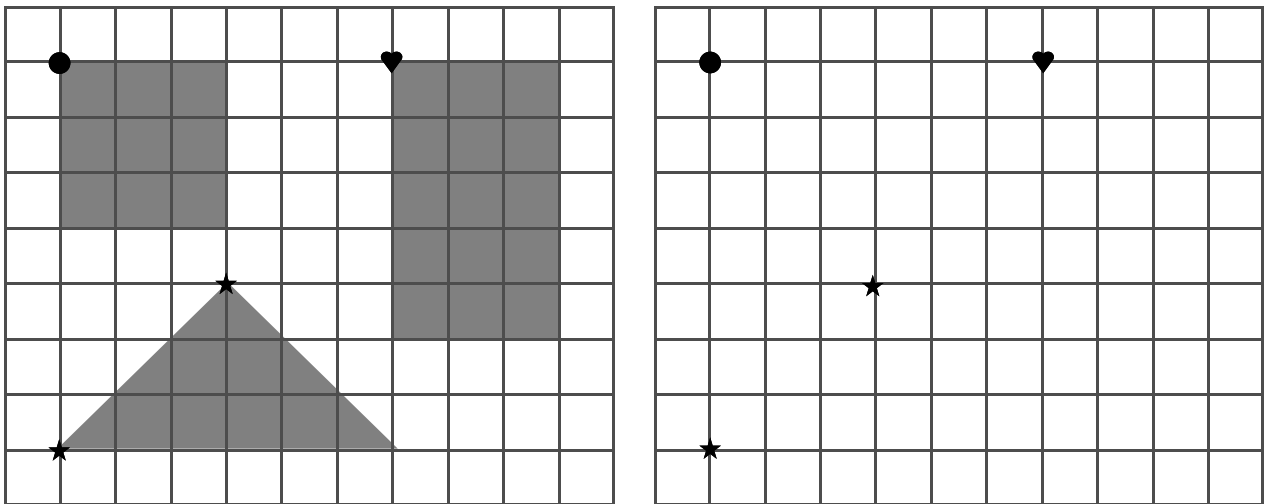
/ /

**1** Compte le nombre de côtés de chaque figure et range-les dans le tableau.

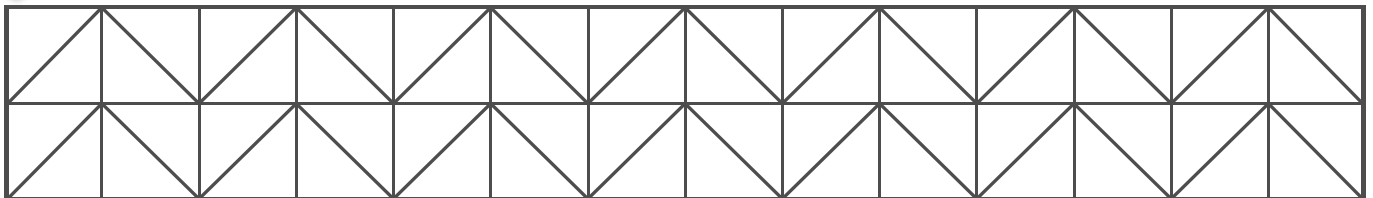


3 côtés	4 côtés	5 cotés	6 côtés
<input type="radio"/> <input type="radio"/>	<input checked="" type="radio"/> <input type="radio"/> <input type="radio"/>	<input type="radio"/> <input type="radio"/>	<input type="radio"/> <input type="radio"/>

**2** Reproduis les figures comme celles du modèle.



**3** Colorie en respectant les indications.





# Les formes planes

Identifier les formes

Géométrie

Fiche n°

lundi mardi mercredi jeudi vendredi samedi dimanche



/ /

**1** Colorie comme indiqué.



Colorie en rouge les

triangles



Colorie en bleu les

cercles




Colorie en jaune les

carrés

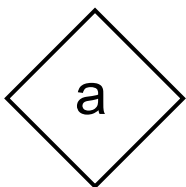


Colorie en vert les

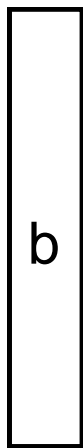
rectangles



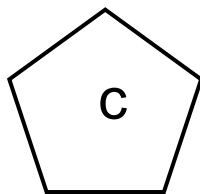
**2** Observe les formes et complète le tableau.



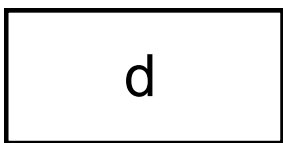
a



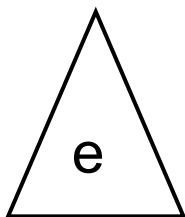
b



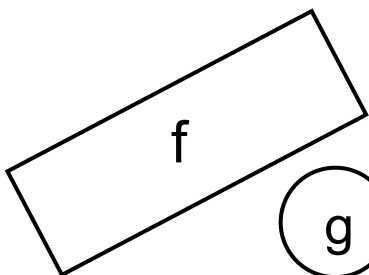
c



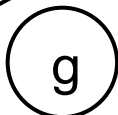
d



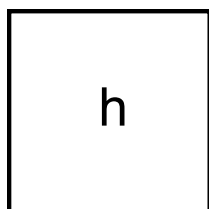
e



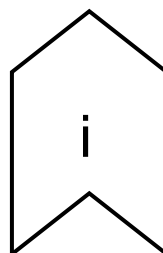
f




g



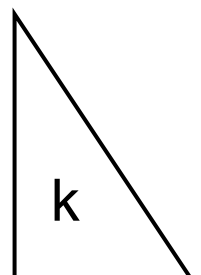
h



i



j



k

carrés	<input type="checkbox"/>	<input type="checkbox"/>	
cercles	<input type="checkbox"/>	<input type="checkbox"/>	
rectangles	<input checked="" type="checkbox"/>	<input type="checkbox"/>	<input type="checkbox"/>
triangles	<input type="checkbox"/>	<input type="checkbox"/>	